




Selection Guide of Clamp Meters

AC Clamp Meters											
MODEL	2608A	2805	2007A	2017	2031	2027	2040	2200	2002PA	2002R	2210R
Appearance											
Conductor size(MAX.mm)	φ 33mm	φ 30mm	φ 33mm	φ 33mm	φ 24mm	φ 33mm	φ 33mm	φ 33mm	φ 55mm	φ 55mm	φ 150mm
Display	Analogue	Analogue	Digital	Digital	Digital	Digital	Digital	Digital	Digital	Digital	Digital
Detection method	MEAN	MEAN	MEAN	MEAN	MEAN	RMS	MEAN	MEAN	MEAN	RMS	RMS
Frequency response	50/60Hz	50~400Hz	40~400Hz	45~1kHz	40~1kHz	40~1kHz	40~400Hz	45~65Hz(ACA) 45~500Hz(ACV)	40~1kHz	40~1kHz	45~500Hz
Measurement											
ACA Resolution	300A 0.2A	600A 0.2A	600A 0.1A	600A 0.1A	200A 0.01A	600A 0.1A	600A 0.1A	1000A 0.01A	2000A 0.1A	2000A 0.1A	3000A 0.01A
DCA Resolution	-	-	-	-	-	-	-	-	-	-	-
ACV	600V	600V	750V	600V	-	600V	600V	600V	750V	750V	-
DCV	60V	-	-	-	-	-	600V	600V	1000V	1000V	-
Resistance	10k Ω	2k Ω	4000 Ω	200 Ω	-	200 Ω	60M Ω	40M Ω	400k Ω	400k Ω	-
Continuity buzzer	-	-	✓	✓	-	✓	✓	✓	✓	✓	-
Frequency	-	-	-	-	-	-	10kHz	-	-	-	-
Duty cycle ratio	-	-	-	-	-	-	✓	-	-	-	-
Diode test	-	-	-	-	-	-	✓	-	-	-	-
Capacitance test	-	-	-	-	-	-	-	-	-	-	-
Temperature	✓	-	-	-	-	-	-	-	-	-	-
Function											
Non contact voltage	-	-	-	-	-	-	✓	-	-	-	-
Back light	-	-	-	-	-	-	-	-	-	-	✓
Data hold	✓	✓	✓	✓	✓	✓	✓	✓	✓	✓	✓
Peak hold	-	-	-	-	-	-	-	-	✓	✓	-
Max/Min	-	-	-	-	-	-	✓	-	-	-	✓
Relative	-	-	-	-	-	-	✓	-	-	-	-
Output	-	-	-	-	-	-	-	-	✓	✓	-
Frequency filter	-	-	-	-	-	-	-	-	-	-	-
Other											
Operating temperature	0~40°C	-10~50°C	0~40°C	-10~50°C	0~40°C	-10~50°C	0~40°C	0~40°C	0~40°C	0~40°C	0~50°C
Measurement categories	CAT III 300V CAT II 600V	-	CAT III 300V CAT II 600V CAT I 1000V	CAT III 600V	CAT III 300V	CAT III 600V	CAT IV 600V	CAT III 600V(ACA) CAT III 300V(AC/DCV) CAT II 600V(AC/DCV)	CAT III 600V CAT II 1000V	CAT III 600V CAT II 1000V	CAT IV 600V CAT III 1000V
Power source	R6P x 1	R6P x 1	R03 x 2	6F22 x 1	LR-44 x 2	6F22 x 1	R03 x 2	R03/LR03 x 2	R6P x 2	R6P x 2	R03/LR03 x 2
Dimensions(L)x(W)x(D)mm	193x78x39	220x83x40	195x78x36	208x91x40	147x58.5x26	208x91x40	243x77x36	190x68x20	247x105x49	247x105x49	120x70x26
Weight(Approx.)	275g	390g	260g	400g	100g	400g	300g	120g	470g	470g	300g

Selection Guide of Clamp Meters

		DC Milliamp Clamp Meters							
MODEL	2500	2010	2033	2046R	2055	2056R	2003A	2009R	2300R
Appearance									
Conductor size(MAX.mm)	φ 6mm	φ 7.5mm	φ 24mm	φ 33mm	φ 40mm	φ 40mm	φ 55mm	φ 55mm	φ 10mm
Display	Digital	Digital	Digital	Digital	Digital	Digital	Digital	Digital	Digital
Detection method	-	MEAN	MEAN	RMS	MEAN	RMS	MEAN	RMS	RMS
Frequency response	DC	DC 40~2kHz	DC 20~1kHz	DC 40~400Hz	DC 40~400Hz	DC 40~400Hz	40~400Hz	DC 20~1kHz	DC 50/60Hz
Measurement									
ACA	-	20A	300A	600A	1000A	1000A	2000A	2000A	100A
Resolution	-	0.1mA	0.01A	0.1A	0.1A	0.1A	0.1A	0.1A	0.1A
DCA	120mA	20A	300A	600A	1000A	1000A	2000A	2000A	100A
Resolution	0.01mA	0.001A	0.01A	0.1A	0.1A	0.1A	0.1A	0.1A	0.1A
ACV	-	-	-	600V	600V	600V	750V	750V	-
DCV	-	-	-	600V	600V	600V	1000V	1000V	-
Resistance	-	-	-	60MΩ	60MΩ	60MΩ	4000Ω	4000Ω	-
Continuity buzzer	-	-	-	✓	✓	✓	✓	✓	-
Frequency	-	-	-	10kHz	10kHz	10kHz	-	4000Hz	-
Duty cycle ratio	-	-	-	✓	✓	✓	-	-	-
Diode test	-	-	-	✓	✓	✓	-	-	-
Capacitance test	-	-	-	✓	✓	✓	-	-	-
Temperature	-	-	-	✓	-	✓	-	-	-
Function									
Non contact voltage	-	-	-	✓	✓	✓	-	-	✓
Back light	✓	-	-	✓	✓	✓	-	-	-
Data hold	✓	-	✓	✓	✓	✓	✓	✓	✓
Peak hold	-	-	-	✓	-	✓	✓(Max)	✓※	-
Max/Min	-	-	-	✓	✓	✓	-	-	-
Relative	-	-	-	✓	✓	✓	-	-	-
Output	✓	✓	-	-	-	-	✓	✓	-
Frequency filter	-	-	-	-	-	-	-	-	-
Other									
Operating temperature	-10~50°C	0~50°C	0~40°C	0~40°C	0~40°C	0~40°C	0~40°C	0~40°C	0~40°C
Measurement categories	CAT II 300V	-	CAT III 300V	CAT IV 600V	CAT IV 600V	CAT IV 600V	CAT IV 600V CAT III 1000V	CAT IV 600V CAT III 1000V	CAT III 300V
Power source	R6/LR6 x4	6LR61 x 1	LR-44 x 2	R03 x 2	R03 x 2	R03 x 2	R6P x 2	R6P x 2	R03 x 2
Dimensions(L)x(W)x(D)mm	111x61x40 (Display unit) 104x34x20 (Sensor)	142x64x26 (Display unit) 153x23x18 (Sensor)	147x59x25	243x77x36	254x82x36	254x82x36	250x105x49	250x105x49	161x40x30
Weight(Approx.)	290g	220g	100g	300g	310g	310g	530g	540g	110g

※In the PEAK mode,the auto-ranging feature is disabled and measuring ranges are fixed as follows.

DC/ACA:0-400.0A

DC/ACV:0-400.0V

Selection Guide of Clamp Meters

		Leakage Clamp Meters						
MODEL	2431	2432	2433	2433R	2412	2434	2413F	2413R
Appearance								
Conductor size(MAX.mm)	φ 24mm	φ 40mm	φ 40mm	φ 40mm	φ 40mm	φ 28mm	φ 68mm	φ 68mm
Display	Digital	Digital	Digital	Digital	Digital	Digital	Digital	Digital
Detection method	MEAN	MEAN	MEAN	RMS	MEAN	MEAN	MEAN	RMS
Frequency response	40~400Hz	20~1kHz	20~1kHz	20~1kHz	40~400Hz	40~400Hz	40~400Hz	40~1kHz
Measurement								
ACA	200A	100A	400A	400A	500A	100A	1000A	1000A
Resolution	0.01mA	0.001mA	0.01mA	0.01mA	0.01mA	0.1mA	0.1mA	0.1mA
DCA	-	-	-	-	-	-	-	-
Resolution	-	-	-	-	-	-	-	-
ACV	-	-	-	-	600V	-	-	-
DCV	-	-	-	-	-	-	-	-
Resistance	-	-	-	-	200Ω	-	-	-
Continuity buzzer	-	-	-	-	-	-	-	-
Frequency	-	-	-	-	-	-	-	-
Duty cycle ratio	-	-	-	-	-	-	-	-
Diode test	-	-	-	-	-	-	-	-
Capacitance test	-	-	-	-	-	-	-	-
Temperature	-	-	-	-	-	-	-	-
Function								
Non contact voltage	-	-	-	-	-	-	-	-
Back light	-	-	-	-	-	-	-	✓
Data hold	✓	✓	✓	✓	✓	✓	✓	✓
Peak hold	-	✓	✓	✓	-	-	✓	✓
Max/Min	-	-	-	-	-	-	-	-
Relative	-	-	-	-	-	-	-	-
Output	-	-	-	-	✓	-	✓	✓
Frequency filter	✓	✓	✓	✓	✓	✓	✓	✓
Other								
Operating temperature	0~40°C	0~40°C	0~40°C	0~40°C	0~40°C	0~40°C	0~40°C	0~40°C
Measurement categories	CAT III 300V	CAT III 300V	CAT III 300V	CAT III 300V	-	CAT III 300V	CAT III 300V	CAT III 300V
Power source	LR-44 x 2	R03 x 2	R03 x 2	R03 x 2	6F22 x 1	R03 x 2	6F22 x 1	6F22 x 1
Dimensions(L)x(W)x(D)mm	149x60x26	185x81x32	185x81x32	185x81x32	209x96x45	169x75x40	250x130x50	250x130x50
Weight(Approx.)	120g	290g	270g	270g	450g	220g	570g	570g